



BRAND OVERVIEW



OUR STORY



Founded in 1976, Wilson & Bradley is a family-owned business renowned for supplying premium kitchen and cabinetry hardware in Australia, coupled with exceptional customer service.

For over 40 years, the company has grown to become an industry leader, catering to a wide range of clients including large manufacturers, architects, interior designers and homeowners.

Wilson & Bradley's success is rooted in its family values, emphasising personalised service, reliability, and a deep understanding of customer needs. This ethos is evident in everything we do, from selecting diverse, high-quality products to maintaining strong relationships with leading manufacturers, ensuring a steady supply of innovative items.

Wilson & Bradley stay ahead of market trends, continuously updating our products to remain relevant. Our robust distribution network across Australia reflects our dedication to fulfilling our promise of quality and service to every customer.



wilson
&bradley



OUR SERVICES



WEBSITE

Through our market leading website you can easily make purchases, view pricing, pay invoices, create favourites lists, download flyers and brochures and watch instructional videos.

Visit www.wilbrad.com.au

Want to get to know our range? Our brochures minisite is a great way to explore all our brochures and products in one easy to find place. Visit: www.wilbrad.com.au/minisite-brochures



NATIONAL SHOWROOMS

Our national showrooms are a great place to visit as a source of inspiration and to find out more about our products.

Throughout these spaces, we showcase a vast array of products in lifestyle situations, coupled with dedicated consultants who can provide valuable expertise to make your designs and ideas come to life. Visit our website to book an appointment.



NATIONAL SALES TEAM

The Wilson & Bradley national sales team is comprised of highly trained, dedicated Business Development Managers who are here to support our customers.


Bringing countless years of experience, our team provides distinct product knowledge and a level of service no competitor can match.



NATIONAL CUSTOMER SERVICE CENTRE

With representation across all of Australia, our customer service team is available to answer all questions and help with any issue you may have.

Available from 8am till 4.30pm AEST via phone 1800 633 507 or email sales@wilbrad.com.au



SOCIAL MEDIA

Wilson & Bradley are an active player in the social media space. We provide daily inspirational posts on products, trends, competitions and other industry relevant information. We also post our customers' project photos of what they are doing with our products!

Follow [@wilsonandbradley](#) on Facebook, Instagram, Pinterest TikTok, YouTube and ArchiPro.



NATIONAL WAREHOUSES

At Wilson & Bradley, our national warehouses allow us to supply all areas throughout Australia.

Whatever your project, Wilson & Bradley have a premium product to meet your needs.



BLUM



Founded over 60 years ago by Julius Blum, Blum is well-known and valued as an innovative family-owned company that operates on an international scale.

Blum solutions make opening and closing furniture a mesmerising experience and deliver quality of

motion and enhanced user convenience to the entire home in particular to kitchens.

Blum's lift, hinge, box and runner systems and four different motion technologies bring enhanced user convenience to the entire home.

BLUM BOX SYSTEMS



LEGRABOX

Blum's LEGRABOX meets the highest demands in design and customisation. Implement drawers, inner drawers and high fronted pull-outs in different colours, heights and load bearing classes. Go one step further and design your own drawer sides with LEGRABOX individual: printed, lasered or embossed with your own logos or designs.



MERIVOBX

Blum's MERIVOBX box system provides a unique combination to a slim drawer design, high stability and easy assembly.

It allows you to create a broad range of drawers with just a few components – and all with the same assembly process.



TANDEMBOX

Blum's TANDEMBOX antaro offers a clear-cut rectangular design, with a choice of an open pull-out characterised by a gallery rail or a closed pull-out using a metal or frosted glass design element to produce a drawer with closed sides. All components have been colour coordinated in Silk White to underline the minimalist design.

BLUM LIFT SYSTEMS

Blum AVENTOS lift systems inspire and bring ease of motion to any wall cabinet by combining high functionality with a simple yet elegant design.

The complete AVENTOS range fulfils many different designs and functional demands placed on wall cabinets in kitchens and living areas throughout the home.



AVENTOS HF

The solution for high wall cabinets with bi-fold fronts and little space needed above the cabinet.



AVENTOS HS

The ideal fitting for large, one-part fronts. There is enough space above the cabinet for cornice or crown mouldings.



AVENTOS HL

Suitable for tall units or wall cabinets with cabinets positioned above them. AVENTOS HL can also solve tricky installation situations e.g. Integration of electrical appliances



AVENTOS HK TOP

Blum's AVENTOS HK top blends discreetly into overhead cabinets placing an even greater focus on the design of the furniture.



AVENTOS HK-S

The right solution for small wall cabinets with one-part fronts, e.g. above larder units or refrigerators. The compact lift systems fits snugly into small cabinets.



AVENTOS HK-XS

Suitable for many applications (for both tall units and wall cabinets) and needs very little space. The lift system can even be used for cabinets with a shallow internal depth.

BLUM HINGE SYSTEMS

Blum's extensive hinge programme offers a solution to any cabinet door, blending harmoniously into the furniture interior.



CLIP TOP BLUMOTION

CLIPtopBLUMOTION combines innovative technology, award-winning design and top-quality motion within the smallest space, for soft-close BLUMOTION has been seamlessly integrated into the boss.



CLIP TOP

CLIP top stands for enhanced adjustment and assembly ease, trustworthy function and attractive design.



CLIP TOP BLUMOTION IN ONYX BLACK

Dark furniture radiates sleek elegance – inside and out. Hinges in onyx black discreetly complement furniture and creates visual impact. They give you greater scope for designing fine furniture without compromising on form.

BLUM INNER DIVIDING SYSTEMS



AMBIA-LINE INNER DIVIDING SYSTEM

Blum's AMBIA-LINE inner dividing system stands out on account of its slim, minimalist design and diverse setting options.

The narrow, straightforward design complements LEGRABOX and MERIVOBX box systems in both colour and style for a harmonious look in all areas.



ORGA-LINE INNER DIVIDING SYSTEM

Blum's ORGA-LINE inner dividing system works wonders on the interiors of drawers and high fronted pull-outs throughout the home. Compatible with Blum's TANDEMBOX antaro box system, ORGA-LINE gives you clear visibility to drawer

contents and allows you to tailor your storage space to meet your needs. ORGA-LINE containers, long side and cross dividers can be flexibly arranged to suit contents, delivering organisation to drawers and pull-outs.

BLUM MOTION TECHNOLOGIES



SERVO-DRIVE

Blum's SERVO-DRIVE motion technology delivers supreme opening ease. A single touch suffices and lift systems and pull-outs seemingly open by themselves. They close again silently and effortlessly with soft-close BLUMOTION.



TIP-ON

Handle less fronts open at a single touch with Blum's TIP-ON mechanical opening system. To close, simply press shut. Blum's TIP-ON can be matched perfectly to cabinet interiors. The fitting comes in two colours, Silk White and Carbon Black giving you great freedom of design.



BLUMOTION

Thanks to Blum's soft-close BLUMOTION, furniture closes silently and effortlessly no matter how hard you shut them or how heavy they are.

The soft-close feature is fully integrated into lift systems, hinges and pull-outs.



TIP-ON BLUMOTION

Blum TIP-ON BLUMOTION combines the advantages of Blum's TIP-ON mechanical opening system with tried and tested BLUMOTION. Touch to open. Close with an energetic push (the TIP-ON function is activated and BLUMOTION cuts in for soft and effortless closing).

BLUM PRACTICAL CABINET SOLUTIONS



SPACE STEP

Create extra storage space behind kickboards, provide easy access to wall cabinets and let children lend a helping hand – Blum's SPACE STEP brings multi-functionality to cabinet plinths.



SPACE TWIN

Narrow cabinets turn tiny kitchen spaces into valuable storage. Blum's SPACE TWIN with diagonally offset runners creates additional storage space – without compromising stability or quality of motion.



SPACE TOWER

If you want a pantry that offers plenty of storage space, whose inner pull-outs can be designed individually and that gives you easy access to items from all three sides, then you'll like SPACE TOWER. This is the ergonomic and convenient way to store food.



SPACE CORNER

Corner space is often wasted or not put to optimal use. A user-friendly alternative to conventional corner solutions is the SPACE CORNER. Full extension drawer and pull-outs use every inch of storage space available and give you clear visibility of all contents.



SINK PULL-OUT

Maximise the storage capacity around your sink with Blum's sink cabinet. The sink cabinet uses every inch of storage space available and gives you easy access to contents. It keeps worktops free and ensures that washing up items are immediately to hand.



PULL OUT SHELF LOCK

Pull out shelves are locked in position exactly where they are needed, be it in the kitchen, bathroom, living room or utility room. Add top quality motion and enhanced user convenience to your pull-out shelves by equipping them with Blum's motion technologies such as BLUMOTION and TIP-ON BLUMOTION.

POCKET SYSTEMS



REVEGO

Blum's REVEGO introduces a groundbreaking pocket door system, allowing you to open up complete living areas when you need them and conceal them again when they are not in use. No matter whether single or double door application, the full overlay fronts disappear into a dedicated narrow cabinet, the pocket.

REVEGO is so simple to implement that you might not realise the complexity that lies within the innovative fittings solution. The pocket systems are characterised by the ease of use and quality standards that are synonymous with Blum. Easy living at its best!



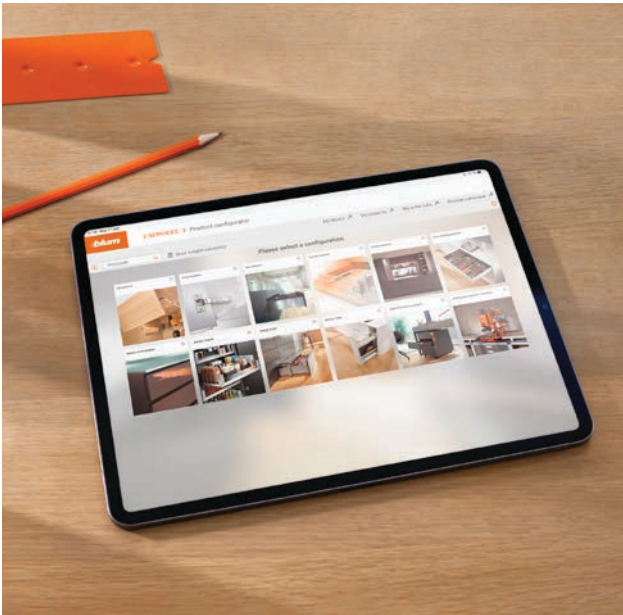
POCKET SYSTEMS

Blum's REVEGO opens up completely new design possibilities in a range of spaces and applications.




E-SERVICES

Blum's E-SERVICES support you online – at any time, wherever you are. They support you through one or more process steps throughout your entire process chain. You can therefore work more efficiently and achieve the result you want faster.



PRODUCT CONFIGURATOR

Blum's Product Configurator helps you find the right fittings for your furniture designs on your PC, tablet or smartphone - without the installation of software or updates.



CABINET CONFIGURATOR

Plan entire cabinets in your web browser - free of charge, no need for installation and always up to date. Configure Blum fittings using the integrated collision check, then send your order directly to us.



CAD/CAM DATA SERVICE

Blum offers a range of CAD/CAM data to support you with your project. Download 3D CAD data of products, 2D production drawings and installation situations, plus CAD packages quickly and simply.



PRODUCT DATABASE

Blum's Product Database offers individual product images and specifications, CAD data, and every drawing Blum use in their literature. Each file is available in digital and print compatible formats.



WESCO

Since being founded in 1867, Wesco has prided itself on providing innovative and functional solutions for a wide range of kitchen requirements.

Made and designed in Germany, a Wesco waste bin makes a stylish addition to any kitchen, with



Made in
Germany



a quality build, modern materials, and innovative design.

Available in single, double, or triple compartments, Wesco waste bins are fast and simple to install and are available in multiple capacities.

WESCO RANGE OVERVIEW



PULL BOY

Designed for use with Blum's LEGRABOX, TANDEMBOX and MERIVOBX box systems, the Wesco Pullboy Z bin range of waste bins are made of high-quality materials that are durable and long-lasting, ensuring that it can withstand the elements and heavy usage. The bins are available in a sophisticated orion grey finish and features a more hygienic design that makes cleaning easier.

SEAMLESSLY
INTEGRATES
WITH BLUM



DOOR PULL

The Wesco range of door pull waste bins are designed to fit under sinks. Featuring a variety of compartments that hang from a floor mounted frame.



HAND PULL

Wesco hand pull waste bins allow for two-way waste separation, are fast and simple to install and allow for easy access when loading and emptying through the flip top lid and full extension runners.



BENCH TOP BINS

Kitchen waste disappears from where it was created with the Wesco benchtop waste bin.

The unobtrusive stainless-steel lid sits flush within the benchtop and the stainless-steel mounting ring can be recessed into the benchtop or surface mounted onto the top. A soft rubber insert within the mounting ring is shaped in such a way that all waste can be swept directly from the benchtop into the bin.



FLEX WASTE BINS

Perfect for sink drawer applications, Wesco FLEX bins include a base that suits in either a Blum TANDEMBOX antaro, intivo or LEGRABOX drawer.



SIGE

Established in Italy, SIGE has been designing and developing premium storage solutions for the kitchen and bathroom industry since 1969.



With a strong focus on ensuring the best quality, the SIGE range offers a range of innovative storage benefits, premium design finishes and the latest soft close technology

SIGE RANGE OVERVIEW



KAOS

The SIGE Kaos wardrobe line offers endless solutions for organising your wardrobe. Made of anthracite painted steel, Kaos offers a range of accessories including: pull-out frames and storage units, hook-on elements, shoe, laundry and trouser racks, and pull-out shelves that turn into smart workstations capable of using all available space.



MATERIA

Composed of clean orion grey surrounds and silver-grey bases, the SIGE Materia range offers a premium modern design as well as top of the range quality. Materia integrates soft-close technology and offers a variety of storage solutions including pull-out pantries, bottle racks, corner units and kidney shelves.



PRO LINE

The SIGE Pro Line range incorporates painted sheet metal with the right balance between minimalism and design. Featuring a variety of storage solutions including pull-outs, bottle racks, kidney shelves, corner units and pantry units.



INFINITY PLUS

The SIGE Infinity Plus range boasts a unique modern design, consisting of a white melamine base with flat wire surrounds in a chrome finish. Offering a variety of storage solutions including pull out pantries, bottle racks, corner pull outs, 3/4 carousel shelves and kidney shelves.

SIGE RANGE OVERVIEW



VALORE

The SIGE Valore range features an elegant wire ware design with a chrome finish. including a variety of storage solutions including pull-outs, corner units, multi-purpose baskets, under sink baskets, 3/4 carousel shelves and pantry units designed to make the most out of available heights and spaces.



ZONE

The SIGE Zone range offers an option to suit every need. From sleek and stylish storage closet kits to laundry baskets available in either wire or fabric, you'll find everything you need to keep your laundry room organised and clutter-free.



KITCHEN BINS

SIGE waste bins feature soft-close runners and are available in a variety of bucket sizes and suit a wide range of cabinets.

SIGE waste bins are purpose-engineered for easy installation, premium style and robust durability.



L&S LIGHTING

L&S



Founded in Italy in 1977, L&S are an industry leader in the interior lighting sector. Since their inception L&S has grown to dominate the LED lighting sector in both Italy and across the globe due to their advanced technical knowledge, stringent quality control and mission to always bring new and innovative products to the market.

The L&S range consists of the top of the line LED Strip Lighting range, available in many styles and colours to suit any space. Also available are LED downlights, available in many applications and control options including the L&S Emotion range.

L&S RANGE OVERVIEW



STRIP LIGHTING

Perfect for use in both residential and commercial applications, L&S strip lighting is an extremely innovative and functional way to add an extra touch of elegance to any space.

Commonly used for accent lighting in kitchens, L&S LED strip lighting can easily be incorporated into the design of an existing kitchen and other rooms throughout the home.



MINI OCTOPUS

The L&S Mini Octopus LED reel is a recessed or surface mounted silicone flexible strip light.

Its slim 4mm width not only allows you to create unique, flexible designs, but also allows for a sleek and sharp look that adds the finishing touch to wherever it is applied.

L&S RANGE OVERVIEW



DOWNLIGHTS


Exclusive to Wilson & Bradley, L&S has a wide range of 12V and 24V LED Downlights that are ideal for use for residential lighting applications.

The L&S range of downlights offer a great lighting solution for any room with either standard or emotion lighting solutions available.



RGB FLEXIBLE STRIP LIGHTING

Perfect for either highlighting or accenting areas such as kitchens, cabinets, hallways and stairs, the L&S RGB strip lighting is energy efficient and gives you the ability to change the colour of a room at the touch of a button.



MEC LIGHTING SYSTEM

The heart of the MEC lighting system is the multi-voltage power source which is available in four different levels of wattage and is suitable for 12V and 24V applications.



Featured style: Chateau

FURNIPART

Crafted in Denmark, Furnipart has more than 30 years' experience designing, developing, and supplying premium designer handles to the kitchen and bathroom industry. With a strong focus on ensuring the best quality, Furnipart are



furnipart



continuously presenting unique design ideas that reflect growing design trends. Furnipart handles and knobs are available in a range of sizes and finishes making them the perfect addition to your kitchen, living, bathroom or office space.

FURNIPART RANGE OVERVIEW



Manor

SPECIALITY HANDLES



Pen

CAST IRON HANDLES



Edge Straight

PULL HANDLES



Crossing

TIMBER HANDLES

FURNIPART RANGE OVERVIEW



TIMBER HANDLES



SQUARE HANDLES



TRADITIONAL HANDLES



KNOBS



LONG HANDLES



Artisan

PULL HANDLES



Chateau

KNOBS



Horizon

SPECIALITY HANDLES



Lux

RECESSED HANDLES



D-Lite

SQUARE HANDLES



CINETTO

Founded in Italy in 1948, Cinetto has grown from a small hardware shop to become one of the world's leaders in the production of sliding systems and designer aluminium profiles.

Using the most advanced production techniques, their history of manufacturing quality products



allows them to develop products that not only look great but function effortlessly too. The Cinetto range also includes industry leading technology in B-moved for electrical opening and closing of doors. B-moved ensures silent and safe movement and is equipped with wave sensor and remote-control capabilities.

CINETTO RANGE OVERVIEW



BASE (PS03)

SLIDING SYSTEMS FOR INTERNAL DOORS

A cost effective, simple to assemble, practical sliding system that can be used on a variety of applications such as wardrobe, storage cabinets or overhead cabinets.



VELOCE (PS06)

SLIDING SYSTEMS FOR HANGING DOORS

The perfect system for your wardrobe. Sitting concealed behind the pelmet, the doors hang on the top track and can be installed with optional soft close features.



INVISIBLE (PS08)

SLIDING SYSTEM WITH INVISIBLE RAILS

With a rebated top and bottom track, this system allows you to create a clean-cut look where the track is not exposed, allowing your door fronts and application to be the centre of attention.



LIBRO MAXI (PS11)

SLIDING BI-FOLD SYSTEM

The Libro Maxi Sliding Bi-Fold is a quality, Italian system. Including the flexibility to choose from one or more doors and configurations, Libro Maxi doors easily slide to either side with ease.



IDEA (PS22)

ONE-WAY SLIDING SYSTEM

Can be applied to the front of a diverse range of applications. Whether used on kitchen overheads, a TV setting or similar, IDEA provides flexibility and the endless ability to create unique designs.



LIBRO (PS23)

BI-FOLD DOOR SYSTEM

The Cinetto Libro bi-fold door system with its premium Italian design creates a statement when added to any setting.



PIANO (PS40)

COPLANAR SYSTEM

The Cinetto PIANO coplanar system creates unique design possibilities with its aligned door panels which provide a completely flush look when closed.



VOLO (PS48)

SLIDING SYSTEM FOR OVERLAPPING DOORS

Exclusive to Wilson and Bradley, the Cinetto VOLO sliding system for overlapping doors provides an industry standard in terms of quality Italian design.

CINETTO RANGE OVERVIEW



AGILE (PS60)

FLOOR SLIDING SYSTEM FOR SINGLE DOORS

Using the bottom rollers and soft close technology, the AGILE is easy to assemble, and provides effortless functionality.



MAGICO (PS66)

SLIDING SYSTEM FOR RETRACTABLE DOORS

The Cinetto MAGICO allows you to obtain a clean and linear result thanks to innovative technology that works without upper and lower rails.



B-moved[®] SMART TECHNOLOGY

Exclusive to Wilson & Bradley, B-moved is industry leading technology, which allows for the electronic opening and closing of doors.

B-moved ensures silent and safe movement of doors on a range of systems and is equipped with wave sensor and remote-control capabilities. It is also smart home compatible, allowing you to control your doors at the click of a button. It brings forth a new experience of sliding and adds a creative edge to new projects or renovations.



DOCKING DRAWER

**Docking
Drawer®**



Docking Drawer creates smart, simple and safe electrical solutions that enhance organisation and offer peace of mind. Their range includes in-drawer power outlets, pop-up outlets, stainless steel capped canisters, furniture grommets and more.

Available in a variety of finishes and configurations to satisfy any need and complement any style. For use in any location: kitchens, bathrooms, bedside tables, offices, restaurants, hotels and more.

DOCKING DRAWER RANGE OVERVIEW



TRIO POWERING OUTLET

Equipped with two USB ports and two power sockets, the Docking Drawer Trio has the ability to power and charge up to four devices at once, creating the perfect in-drawer powering station for hair dryers, curling irons, smartphones, tables, kitchen accessories and more.



FLUSH POP-UP OUTLET

Add a convenient power source where you need it most with the Docking Drawer Flush pop-up outlets.

Designed with high-quality materials and a sealing ring to prevent dust and debris, these pop-up outlets are available in a number of configurations and feature Qi wireless charging capabilities on top.

DOCKING DRAWER RANGE OVERVIEW



POP-UP OUTLET

The Docking Drawer pop-up outlet is the perfect hidden power source. The retractable unit easily hides in work benches and has the ability to charge up to 2 devices through USB and one via wireless charging.



CHARGING GROMMETS

The Docking Drawer pop-up charging grommets are a concealed and discrete charging station with the ability to fast-charge 3 devices simultaneously. Simply press down on the centre of the cover to reveal the USB charging ports and away you go.

Perfect for use in offices, kitchens and beside tables.



STEEL CANISTERS

Docking Drawer steel canisters make for the perfect hot tool holder, as they can safely and neatly stow hot styling tools, even when they're in use. Combining in-drawer power with steel canisters adds organisation to the drawer while eliminating clutter from vanity surfaces.



COSMA

Since 1955, Cosma has provided high-quality products, creativity and innovation based on a close relationship with designers and manufacturers. Cosma offer a wide range of products characterised by a high design and production standard. Their



products are suitable for different tastes, from classic to modern with the range including rail systems, wardrobe rails and accessories as well as shelving systems.

COSMA RANGE OVERVIEW



CUBO

The Cosma Cubo is a modular, versatile and flexible midway rail system ideal for providing easy access to cooking utensils, canisters, paper towels and other useful aids in the kitchen.



FLAG

The Cosma Flag is a modular and customisable system made entirely of aluminium. Minimal and elegant, what makes it unique is the ability to adapt itself to different needs by changing the position of the shelves and of the accessories.

COSMA RANGE OVERVIEW



INTERNA

With an anti-slip insert that prevents clothes from sliding and scratching the rail, the Interna is an aluminum hanging rail available in Matt Black and Anodised Aluminium and makes a stylish addition to any design.



SYSTEM 16

The Cosma System 16 is a system of structures designed to integrate, complete and create stylish environments within homes. It is composed of aluminium frames that accommodate shelves of different thicknesses and materials.



KIA ORA

kia ora



Available exclusively at Wilson & Bradley the Kia Ora range features a wide range of products and accessories including waste bins, laundry baskets, drawer slides, drawer matting and cable ducts.

All products in the range are high quality, simple and easy to install and are designed to provide ongoing user experience.

KIA ORA RANGE OVERVIEW



KITCHEN BINS

Kia Ora kitchen waste bins are designed to provide an affordable solution to transform messy spaces into beautiful environments.



LAUNDRY BASKETS

Kia Ora laundry baskets are designed to be easy installed and help deliver ongoing excellent performance.



DRAWER RUNNERS

Kia Ora drawer slides are easy to install and are designed to provide years of reliable service throughout the home. They can be used across a variety of spaces including kitchens, bathrooms, laundries and bedrooms.



REVOLVING MIRROR

Exclusive to Wilson & Bradley, the Kia Ora Revolvable Mirror is easy to install and features full extension slides adding a stylish and practical addition to any bedroom.




DIGITAL SAFETY DRAWER

The Kia Ora Digital Safety Drawer offers fingerprint recognition and can hold up to 50 fingerprints and 10 passwords on record.



PULL-OUT IRONING BOARD

The Kia Ora pull-out ironing board is the perfect space saving solution for any home. Foldable for easy storage and conveniently fits into your cupboard space and slides out for easy use. Once you have finished ironing, the board simply folds away out of sight.



DRAWER MATTING

The Kia Ora range of non-slip drawer matting offers an affordable solution to your drawers or shelves. The matting helps reduce noise, prevent stains and stops items from sliding when opening. Simply cut to your preferred size for custom fitting to any drawer or shelf space.



AGOFORM

Founded in Germany in 1928, Agoform's product portfolio is constantly being extended to cover a range of kitchen storage solutions.



Made in
Germany

AGOFORM®



Wilson & Bradley supplies a range of Agoform products designed to help organise drawers such as cutlery trays, utensil trays and spice trays as well as a range of drawer matting.

AGOFORM RANGE OVERVIEW



SKY CUTLERY TRAYS

The Agoform Sky Cutlery tray range features high and wide interior partitions making it the perfect partner for drawers.



LINEA UTENSIL TRAYS

Providing optimum space for all your utensils, the Agoform Linea utensil tray is the ideal choice for organising a cluttered utensil drawer.



DRAWER MATTING

The Agoform range of non-slip drawer matting is heat resistant, food safe and offers additional benefits for use in pull-outs and on carousel shelves.



ACCESSORIES

Agoform also have a range of water-proof and easy to clean accessories including dividers and knife blocks.



ARMSTRONG



The Armstrong range of smart digital locks allows for secure electronic locking of cabinets and lockers. Easy to install and program, these locks are ideal for a variety of locations including; schools, gyms, hospitals, offices and more.

Available in 5 styles, Armstrong locks work with AAA alkaline batteries, feature zinc alloy housing for added security and can also be used with either pre-programmed management cards.

ARMSTRONG RANGE OVERVIEW




TOUCH PANEL LOCK WITH HANDLE

With a simple touch, the lock wakes up, allowing you to enter your passcode and unlock the door by touching the Armstrong logo. Not only are these locks user-friendly, but they also boast a long battery life and impressive emergency features. Available in both white and black variants with optional handles.



RFID DIGITAL INDICATOR LOCK

Ideal for public settings where locker availability is crucial, the RFID Digital Indicator lock provides a seamless and user-friendly solution. Featuring a convenient indicator system - when a locker is available, it displays a vibrant green light. Once occupied, the green light is concealed, indicating the locker's status with a distinct shorter finish.



RFID DIGITAL SLIDING DOOR LOCK

Tailored specifically for wardrobe security, the RFID Digital Sliding Door Lock seamlessly transforms ordinary cabinets into discreet, secure storage spaces. Boasting built-in alert functionalities to notify users when the door is inadvertently left open. Installation is effortless thanks to its compact lock body, which mounts discreetly onto the back of the door.

ARMSTRONG RANGE OVERVIEW



SMART DIGITAL LOCK WITH TOUCH PANEL

The Armstrong Smart Digital Lock with Touch Panel allows you to unlock a door via the touch pad. With no key or card required, the lock is simple to install (no need for software or PC) and has both manual and auto locking options.



SUPER SENSOR LOCK

The Armstrong Super Sensor Lock opens via the use of a card management system. Simply touch the card to the door to open the door.

ARMSTRONG LOCKS: NON DIGITAL RANGE



**CARAVAN PUSH
BUTTON LATCHES**



**COMBINATION
LOCKS**



**FIXED
CYLINDER LOCKS**



**REMOVABLE
CYLINDER LOCKS**



Project by: Timberwolf Design

KNOKE

Since 1993, Knoke have secured their foundations by consistently providing quality products, services and communications.

Designed in Germany, the Barracuda is a brake fitting system that features a stainless-steel



traction cable for wooden flaps and aluminium frames.

It can be easily mounted under the top panel in cabinets and from there it secures the flap when it is opened or closed with soft braking.



AMBOS



Established in 1977, Ambos products are planned, designed, built, and assembled exclusively in Italy. Ambos wardrobe lifts allow you to maximise storage space within your wardrobe.

Create more space in your wardrobe with the Ambos pull down range. The Ambos range has the ability to hang items higher than the usual reach, freeing up room below for extra storage. The Ambos range is an ideal option for the safe and stylish use of tricky spaces.

AMBOS RANGE OVERVIEW



SINGLE LIFT

The Ambos Single Lift is a mobile clothes hanging bar for single door cabinets that allows the upper spaces of wardrobes to be used without the danger and inconvenience of ladders and stools.



DOUBLE LIFT

The Ambos Double Lift is a mobile coat hanger, which due to its extreme ease of assembly and good flow, is very versatile and practical.



SUPER LIFT

The Ambos Superlift is the only mobile hanger on the market with adjustable lifting power (up to 20kg), to adapt to the different weight of seasonal clothing.



WALL LIFT

The Ambos Wall Lift is a mobile clothes rail designed specifically for wall mounting. It can be used to fit out wardrobe interiors, storerooms, and shops.



Instagram:
@wilsonandbradley



Facebook:
Wilson & Bradley



YouTube:
@wilsonandbradley



TikTok:
@wilsonandbradley



Pinterest
@wilsonandbradley



ArchiPro:
@wilsonandbradley

Melbourne

94 Bell Street
Preston VIC 3072

Sydney

Unit 4, 3 Basalt Road
Greystanes NSW 2145

Perth

19 Christable Way
Landsdale WA 6065

Brisbane

Building 4.1, Logrunner Place
Willawong QLD 4110

Adelaide

9/20 Cheltenham Parade
Woodville SA 5011

Tasmania

Ph: 1800 633 507

Contact us for more information on any of our products, or visit our website for instructional videos, promotions and manuals.

Wilson & Bradley Pty Ltd

Support

1800 633 507
sales@wilbrad.com.au

Online Store

wilbrad.com.au

Scan the QR code to view our interactive brochures online.



A tree is planted everytime we print.

