

EXPANDO T

Thin fronts,
easily assembled

8 mm



Rediscover simplicity


Minimalist design creates room for inspiration. Broaden the range of your possibilities for implementing trends in furniture manufacturing. The first fixing system for thin fronts for lift systems, doors and pull-outs makes minimalist furniture design simple.



Detailed information on the awards: www.blum.com/award

Easily implemented: three applications

To make it as easy as possible for you we have developed a fixing system that you can use to implement a total of three applications: lift systems, doors and pull-outs. Furniture impresses with thin fronts and proven Blum functionality – in all living areas.






An easily assembled system

min 6 mm

Our fixing system for thin fronts is based on EXPANDO T. Steel teeth bite into the material of hard fronts, and nylon components ensure firm anchorage in soft panels. To fix EXPANDO T, drill a hole of 10 mm in diameter and just 6 mm in depth.

Assembly made easy

Wall cabinets, doors and pull-outs equipped with EXPANDO T for thin fronts all have one thing in common, they are easy to assemble and adjust. Drill, insert and tighten screws. That's it. EXPANDO T is also available as a single dowel for other applications.



Chosen lift system types – AVENTOS HS, HL and HK top – can be implemented with the fixing system for thin fronts – with an unchanged fixing position.



With the fixing mechanism for CLIP top BLUMOTION for thin doors, we have succeeded in integrating the BLUMOTION functionality into hinges – without any need for a hinge boss. Thanks to zero protrusion, this hinge is also suitable for cabinets with inner pull-outs or pull-out shelves.




Thin fronts best bring out the slimline design of LEGRABOX and MERIVOBX drawers. Fixing positions remain the same so fronts can be assembled in next to no time.



Easily combined materials

Our fixing system EXPANDO T for thin fronts from 8 mm is suitable for many materials and even allows for exceptional design ideas. Surprise your customers with customised furniture.





HDF





Veneered chipboard
MDF







HPL





Ceramic







Ceramic






MDF



EXPANDO T





Trim and concise range

A single fixing system for three applications with thin fronts makes product selection and ordering significantly easier. Implement different lift system types, LEGRABOX and MERIVOBX pull-outs in different heights as well as conventional door applications – with few components.

Advantages at a glance

- 3 different applications – lift systems | hinge systems | box systems
- Thin fronts of 8 mm or more
- EXPANDO T – pre-assembled fixing system
- Different front materials
- Use the online Product Configurator – which calculates all dimensions for your planning in the drawings

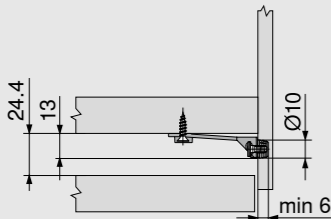
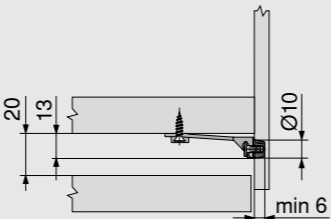
Ordering information

Wall cabinet fronts			
AVENTOS HS HL HK top			
Front fixing bracket			
	Version	Material	
	Symmetrical	Steel	ZF4.10T2
Fixing positions according to the Blum catalogue			

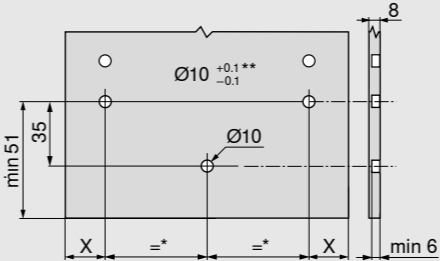
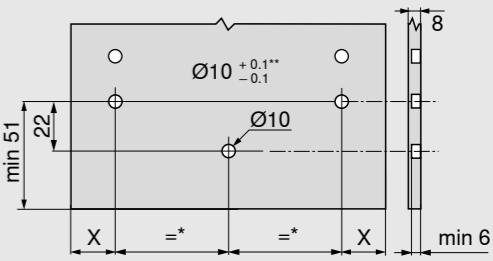
Hinge systems				
CLIP top BLUMOTION CLIP top				
Hinge for thin doors				
	Hinge	Spring	Colour	
	CLIP top BLUMOTION	•	NI ONS	ZF7N70T2
	CLIP top	○	NI	ZF7M70T2
The different overlay applications can be achieved with the appropriate fixing positions				
<ul style="list-style-type: none"> • With spring ○ Unsprung 				

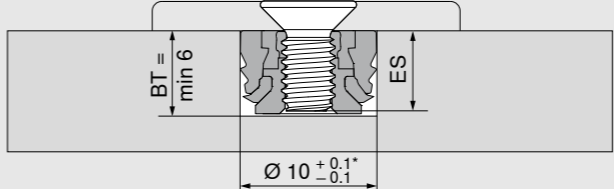
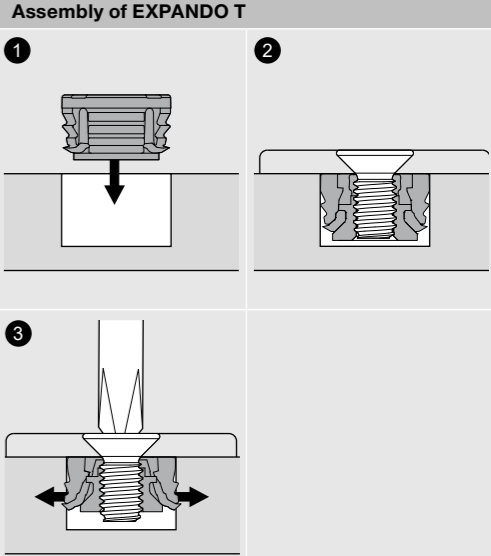
Box systems			
LEGRABOX			
Front fixing bracket			
	Height		
	N		ZF7N70T2
	M		ZF7M70T2
	K		ZF7K70T2
Height F and fixing positions according to the Blum catalogue			

Planning

Space requirements in the cabinet			
LEGRABOX		MERIVOBX	
			

Planning

Drilling distances front	
LEGRABOX	MERIVOBX
	
X = 14 mm + front overlay FA	
* Min. 80 mm	
** For stone and ceramics +0.2/-0.1 mm	

Drilling depth Screw selection EXPANDO T	
	
Screws with M4 thread have to be used for EXPANDO T single	
The lowest possible drilling depth should be selected for the single dowel, depending on the screw length	
BT Drilling depth	
ES Screw penetration depth	
ES min = 4 mm	
ES max = BT - 0.5 mm	
* For stone and ceramics +0.2/-0.1 mm	

Area of application and assembly recommendation			
EXPANDO T is suitable for fixing Blum fittings to thin cabinet fronts of all types of materials.	Materials tested by Blum	Transverse tensile strength (N/mm ²)	Nm
		Chipboard	> 0.40
Panels can be just 8 mm thick or more, provided they are sufficiently stable and strong.	MDF	> 0.60	1.5
	HDF		2
	HPL		2
	Mineral composites		2
	Granite stone – Nero Assoluto		3
	Artificial stone – quartz composite		3
	Ceramic panels		3
Nm Minimum tightening torque			

Liability disclaimer

Blum accepts no liability for the use of EXPANDO T in combination with materials not listed or fittings from other manufacturers. It is recommended that assembly be carried out by an experienced furniture manufacturer.

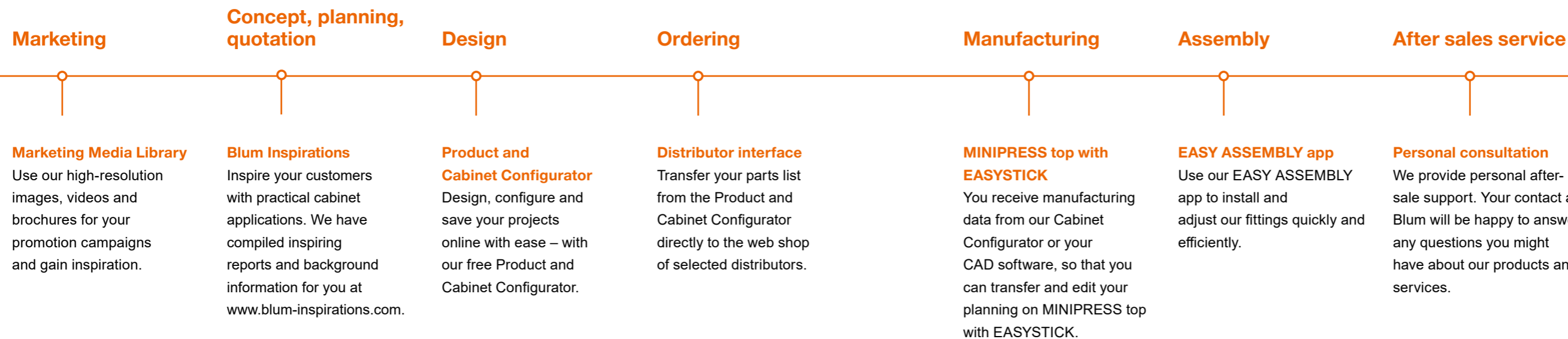


Information on assembly and adjustment

www.blum.com/EXPANDO_T_3

Support every step of the way

In addition to our practical assembly devices, we offer you numerous digital services that support you along the entire process chain - from planning and selection, to ordering and installation. We would also be delighted to advise you in person.





moving ideas

We believe that ideas can move the world. We offer innovative fittings, inspiring furniture concepts and appropriate services so that you can turn your creative ideas into reality. We are driven by your needs, international trends and our shared vision of a better quality of living. Let us work together to create moving ideas.



Quality of living

We would like you to enjoy greater convenience and functionality when using furniture.



Product range

Everything from a single source: our wide range of products allows you to keep up with today's and tomorrow's trends.



Inspiration

We monitor global trends and strive to create the solutions of tomorrow. We like to share our insights with you.



Innovation

We stay in motion. Curiosity and pioneering spirit drive us to develop new products and services for you.



Services

We support your daily operations with customised services tailored to your processes.



Quality

We continuously strive to improve our products, services and ourselves.



Trust

We take responsibility for partnerships, our employees, society and the environment.

Julius Blum started our journey in 1952 with horseshoe studs. Today we supply innovative fittings to customers in over 120 countries.

 **Houzz** PRO:
Blum Australia

 **Instagram:**
@blumaustralia, #blumaustralia

 **Facebook:**
facebook.com/blumaustralia

 **Android App on Google Play:**
Easy Assembly App

 **Available on the App Store:**
Easy Assembly App

 **Tag Us:**
#blumaustralia

**Blum Showrooms
Sydney (Head Office)**

10 Blackbird Close
Len Waters Estate NSW 2170
Ph: 02 9612 5400

Adelaide

179 Railway Terrace
Mile End SA 5031
Ph: 08 8118 6070

Brisbane

6/39-45 Compton Road
Underwood QLD 4119
Ph: 07 3135 9490

Melbourne

245 Ferntree Gully Road
Mount Waverley VIC 3149
Ph: 03 9982 1720

Perth

3/425 Scarborough Beach Road
Osborne Park WA 6017
Ph: 08 6467 0110

Blum Australia Pty Ltd
PO BOX 1615
Green Valley, NSW, 2168
Australia
Toll Free: 1800 179 186
E-mail: info.au@blum.com
blum.com

